



UNIVERSITY OF CAMBRIDGE INTERNATIONAL EXAMINATIONS
International General Certificate of Secondary Education

CANDIDATE
NAME

CENTRE
NUMBER

--	--	--	--	--

CANDIDATE
NUMBER

--	--	--	--

BIOLOGY

0610/63

Paper 6 Alternative to Practical

October/November 2012

1 hour

Candidates answer on the Question Paper.

No Additional Materials are required.

READ THESE INSTRUCTIONS FIRST

Write your Centre number, candidate number and name on all the work you hand in.

Write in dark blue or black pen.

You may use a pencil for any diagrams or graphs.

Do not use staples, paper clips, highlighters, glue or correction fluid.

DO NOT WRITE IN ANY BARCODES.

Answer **all** questions.

Electronic calculators may be used.

You may lose marks if you do not show your working or if you do not use appropriate units.

At the end of the examination, fasten all your work securely together.

The number of marks is given in brackets [] at the end of each question or part question.

For Examiner's Use	
1	
2	
3	
Total	

This document consists of **11** printed pages and **1** blank page.

BLANK PAGE

1 Fig. 1.1 shows a woodlouse.

For
Examiner's
Use



Fig. 1.1

(a) (i) Name the invertebrate group to which this animal belongs.

..... [1]

(ii) Describe **two** features that are characteristic of this invertebrate group.

1

2 [2]

Small invertebrates such as woodlice respond to different environmental conditions.

24 woodlice were placed in a choice chamber linked by a connecting passage, as shown in Fig. 1.2.

12 of the woodlice were placed in the damp area on one side of the choice chamber; the other 12 were placed in the dry area on the other side of the choice chamber.

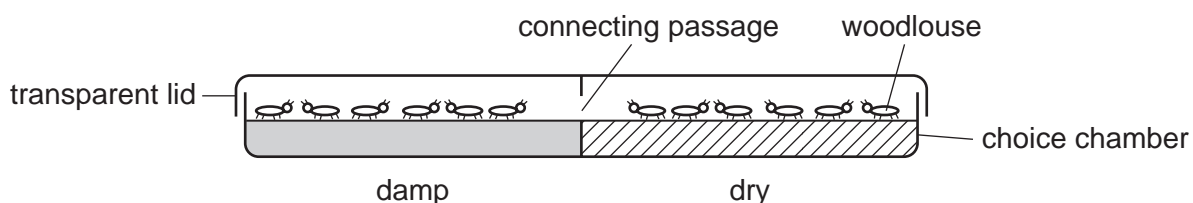


Fig. 1.2

4

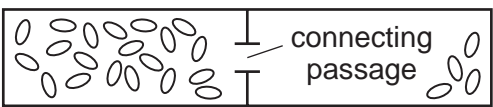
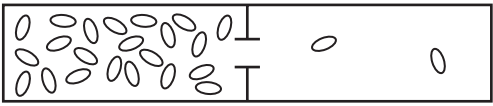
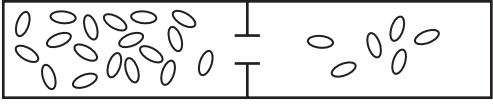
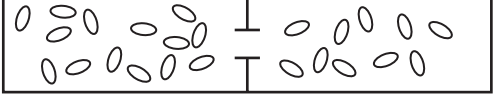
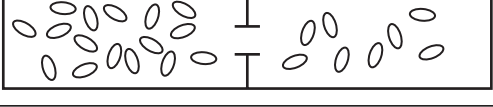
After 5 minutes the number of woodlice in each area of the chamber was recorded.

The woodlice were released into their natural environment.

This procedure was repeated **four** more times using different woodlice.

The results are shown in Table 1.1.

Table 1.1

trial	positions of woodlice		number of woodlice in the damp area	number of woodlice in the dry area
	damp area	dry area		
1		
2		
3		
4		
5		
	total	
	mean	

(b) Complete Table 1.1 by:

(i) counting and recording the number of woodlice in each area of the choice chamber for each trial;

[2]

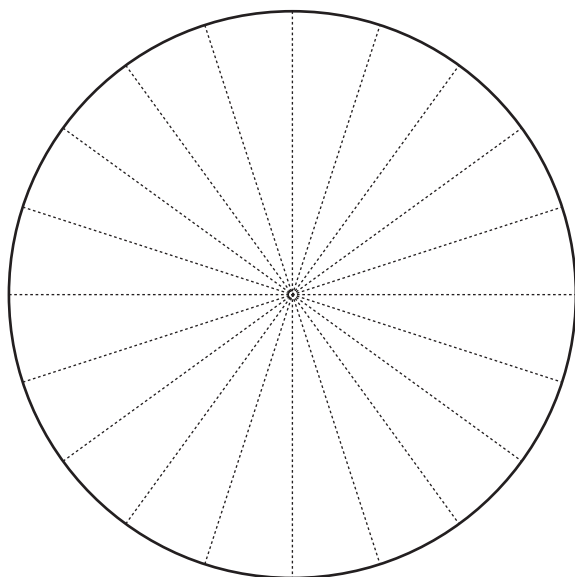
(ii) calculating the total number of woodlice and the mean for each area.

[2]

For
Examiner's
Use

(c) Draw a pie-chart on the diagram below to show the mean number of woodlice in each area of the chamber. Give a key to identify the areas.

For
Examiner's
Use



Key

[2]

(d) Explain how the behaviour of the woodlice would help them to survive in their natural habitat.

.....
.....
.....
.....
.....
..... [3]

(e) Suggest how you might improve this investigation.

.....
.....
.....
.....
..... [3]

[Total: 15]

- 2 The water hyacinth, *Eichhornia crassipes*, is a free-floating perennial water plant found in many parts of the world.

For
Examiner's
Use

Fig. 2.1 and Fig. 2.2 show plants growing on the surface of water.



Fig. 2.1



Fig. 2.2

Fig. 2.3 shows a leaf from one of the water hyacinth plants.



Fig. 2.3

7

- (a) Make a large, labelled drawing of the leaf in Fig. 2.3 to show the whole leaf, including the swollen leaf stalk.

*For
Examiner's
Use*

[4]

Fig. 2.4 shows a cross section through a swollen leaf stalk.

For
Examiner's
Use

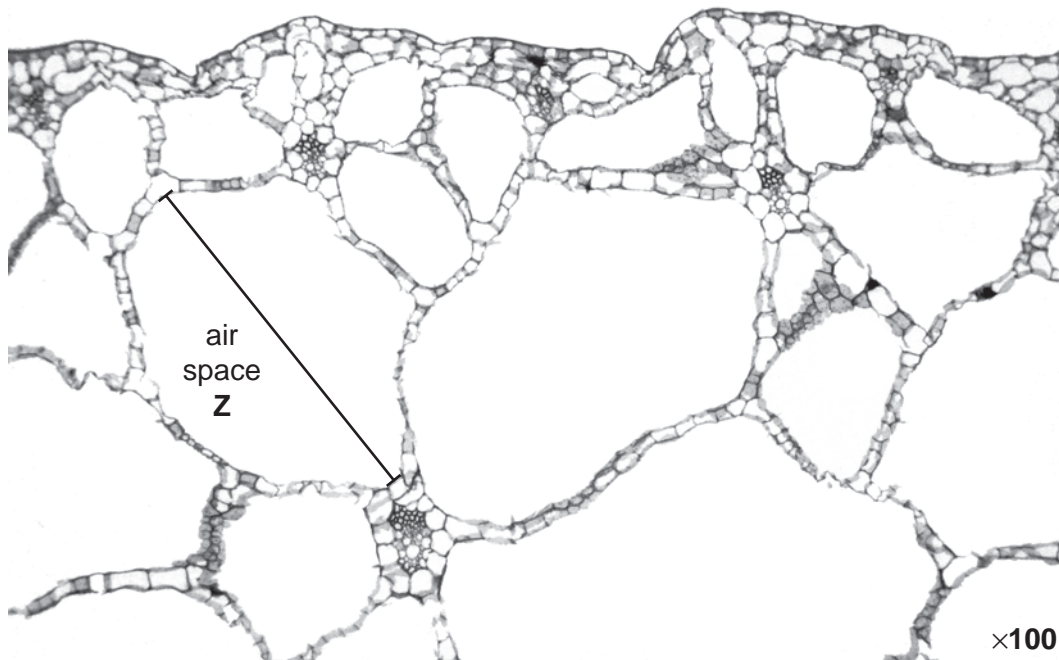


Fig. 2.4

(b) The internal tissue is shown in Fig. 2.4. The internal tissue has many large air spaces between the cells.

Measure the size of the air space Z on Fig. 2.4.

size of air space Z mm

Use your measurement to calculate the actual size of air space Z.

Show your working.

actual size of air space Z mm [3]

(c) Using the information provided, suggest how the structure of the leaf stalk helps the plant to grow in the environment in which it is found.

.....

.....

.....

..... [2]

Water hyacinths will flower and form seeds in warm climates. They can also reproduce and spread asexually (by vegetative means).

For
Examiner's
Use

The growth rate can be very rapid and so the plant can become a problem and spread over the surface of rivers and lakes.

(d) (i) Suggest **two** ways in which the spread of this water plant can harm other aquatic organisms.

- 1
-
- 2
- [2]

(ii) Suggest **two** ways in which the spread of the plant could be controlled.

- 1
-
- 2
- [2]

[Total: 13]

- 3 A protease enzyme digests the white protein in milk to form a clear soluble product.

Some students carried out an investigation to find the effect of temperature on this process.

5 cm³ of milk and a few drops of enzyme were warmed separately to 40 °C and then mixed together. The time taken for the white mixture to clear was recorded. This procedure was repeated two more times at this temperature.

The whole procedure was repeated for a range of temperatures and all the results were recorded in Table 3.1.


Table 3.1

temperature / °C	time for milk to clear / seconds			
	1st test	2nd test	3rd test	mean
20	120	110	115	115
30	60	55	59	58
40	30	35	28	31
50	19	25	22	22
60	80	75	76	77

For
Examiner's
Use

(a) (i) Plot the data to show the effect of temperature on the mean time for the milk to clear.

For
Examiner's
Use



[4]

(ii) Describe **and** explain the effect of temperature on the time taken for the milk to clear.

.....

.....

.....

.....

.....

.....

.....

.....

.....

.....

[4]

(b) (i) Suggest **and** explain why each test was carried out three times.

.....
.....
.....
..... [2]

(ii) In this investigation, temperature was varied.

Suggest **and** explain **one** variable that needs to be controlled.

.....
.....
.....
..... [2]

[Total: 12]

For
Examiner's
Use

Copyright Acknowledgements:

Question 2 Fig. 2.1 © Water hyacinth image Alamy Ltd

Permission to reproduce items where third-party owned material protected by copyright is included has been sought and cleared where possible. Every reasonable effort has been made by the publisher (UCLES) to trace copyright holders, but if any items requiring clearance have unwittingly been included, the publisher will be pleased to make amends at the earliest possible opportunity.

University of Cambridge International Examinations is part of the Cambridge Assessment Group. Cambridge Assessment is the brand name of University of Cambridge Local Examinations Syndicate (UCLES), which is itself a department of the University of Cambridge.